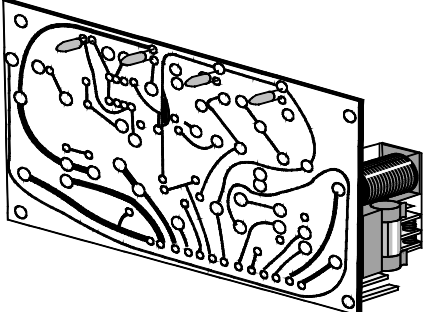




K, C & A SERIES PCBs

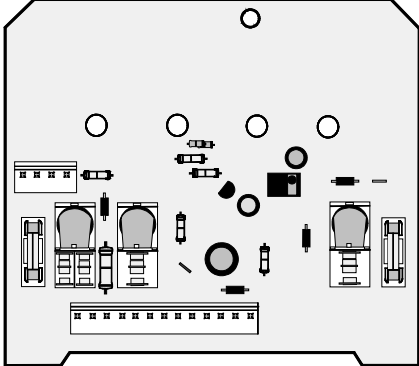
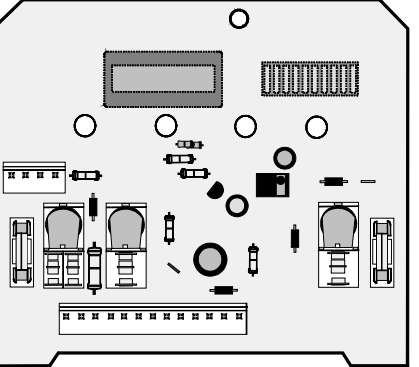
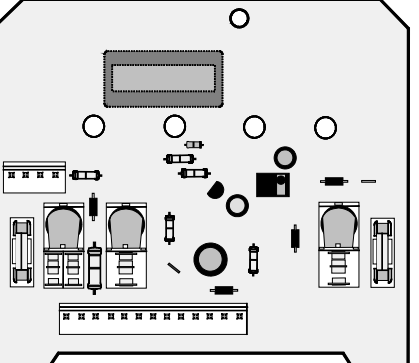
Up to April 2005



K & C series Tractors to 1998

PCB	Part No / Desc	Dates	Notes
	26817000 Main PCB	Up to 1998	K & C Series Tractors
	44910901 PCB Deck Height Display	Up to 1998 HE Tractors	Located under the dashboard on all K & C series HE Tractors
	44933300 Deck Lift PCB		Located in the seat box at the back on the right hand side on Tractors fitted with switches on the speed control lever K & C

K, C & A SERIES PCBs



MAIN PCBs

PCB	Part No / Desc	Dates	Notes
	448001800 / 03 Main PCB	Non HE Tractors From 80330.. to 21002..	Located under the dash on all Non HE C Series
	448001900 / 01 / 03 PCB HE 98 / 2000 with Hour meter and deck Height Display	From 80409.. to 11202	Located under the dash on all HE Tractors from 1998 up to Dial Height equipped Tractors C & A series
	448002000 PCB Hour meter	From 11203.. to 30121	Located under the dash on Dial Height and HE Tractors from November 2001 to September 2002 C & A series





	448009402 Main PCB + Fuel 2003	From 31002.. to 40915..	Under Consol –secured with one screw OMS** Tractors with or without Fuel Sender C & A series
	448017003 Potted Main PCB	Serial No From 40916.. to Date	Secured with 2 screws under the consol top C & A Series


K, C & A DIAL-A-HEIGHT PCBs

DIAL HEIGHT PCBs

PCB	Part No / Desc	Dates	Notes
	449559602 Deck Control PCB	From November 2001 to September 2002 Serial No Starting -11203.. upto 30120.. inclusive*	Located under the consol top. Decal has numbers around the switch (1 –10) Dial Height Warner Actuator Only C & A series
	449560602 Dial Height 15 PCB	C series From September 2002 to November 2003 Serial No Starting -30121.. upto 31110.. inclusive* A series From Sept 2002 to 5 May 2004 Serial No Starting -30121.. upto 31110.. inclusive	Located under the consol top. Height displayed on PCB C series Link Fitted - Linak Actuator (448008600) A Series Link removed - Warner Actuator (448007700)



* See Note

PCB	Part No / Desc	Dates	Notes
	449560702 Dial Height PCB Hiwin	C series Serial No Starting -31111.. upto 40927.. A series Serial No Starting -31111.. upto 40525.. inclusive	Located under the consol top. Height displayed on PCB C series Hiwin Actuator (448015700) Link Fitted - Hiwin Actuator (448015702) A series Link removed - Warner Actuator (448007700)
	A series Part No 449562102	A series only with Hiwin actuator – (Link fitted) from 5 May 2004 Serial No Starting -40526.. up to 409.. Link fitted*	Located under the consol top. Height displayed on PCB A series Hiwin Actuator (448015700) Link Fitted - Hiwin Actuator (448015702) Link removed - Warner Actuator (448007700)
	448017102 Dial Height PCB Hiwin C	Serial No Starting –40928 to date	Located Next to fuse box on Dial height and HE models C series
	449563502 Dial Height PCB Hiwin A	Serial No Starting –40927 to date	Located Next to fuse box on HE models A series

PCB	Part No / Desc	Dates	Notes
	449561501 Dial Height Switch (All Models)	A series Serial No Starting –40927 C series Serial No Starting –40928	Located under Dash All Dial height & HE Models

K, C & A SERIES PGC PCBs

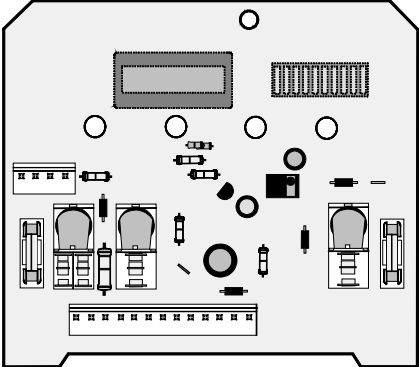
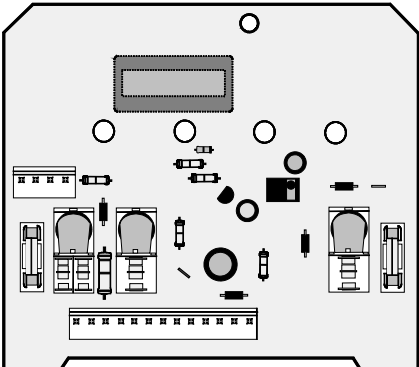

HE PCB (SWEEPER LIFT / NET EMPTY)


PCB	Part No / Desc	Dates	Notes
	448009200 HE PCB LA10 2003	Serial No Starting –21108.. to 40927..	Sweeper Lift & Net Empty -Either to the right hand side of the battery or under the battery tray C & A series HE
	448017200 Sweeper Lift PCB	From Sept 2004 Serial No Starting 40927.. to date	In Case under Battery tray C & A series HE

D1850 / K1850 & JCB PCBs

Up to April 2005




MAIN PCB – (Under dash)


PCB	Part No / Desc	Dates	Notes
	448001900 / 01 / 03 PCB HE 98 / 2000 with Hour meter and deck Height Display	From 80409.. to 11202	Located under the dash on all HE Tractors from 1998 up to Dial Height equipped Tractors D1850 & K1850
	448002000 PCB Hour meter	From 11203.. to 30121	Located under the dash on Dial Height and HE Tractors from November 2001 up to April 2003 D1850 & K1850
	448015400 Main Control PCB 2003	D 1850 Serial No 30401.. to 31216.. K1850 Serial No 30401.. to 40420..	Diesel & Kawasaki main PCB D1850 K1850

PCB	Part No / Desc	Dates	Notes
	449561000 Display PCB K&D 04	JCB & Export D1850 From 31217.. to Date K1850 From 40421.. to Date	Under Dash JCB & Export D1850 K1850

D1850 / K1850 & JCB PCBs





HE PCB (UNDER BATTERY TRAY)


PCB	Part No / Desc	Dates	Notes
	448010100 PCB HE Diesel 2003	D1850 Serial No 30401.. to 31216..	Under Battery D1850
	448014800 PCB Kawasaki 2003	K1850 Serial No 30401.. to 40420..	Under Battery K1850
	449560900 Main HE K PCB 04	K1850 From 40421.. To Date	Under Battery K1850

PCB	Part No / Desc	Dates	Notes
	449560800 Main HE D PCB 04	from Jan 2004 Serial No Starting -31217.. to Date	Located under the battery JCB & Export D1850

D1850 / K1850 & JCB DIAL-A-HEIGHT PCBs

DIAL HEIGHT PCBs

PCB	Part No / Desc	Dates	Notes
	449559602 Deck Control PCB	From 03120.. to 30331..	Located under the dash LINK OFF D1850 K1850
	449560602 449560702 449562102 Dial Height 15 PCB	D 1850 Serial No 30401.. to 31216.. K1850 Serial No 30401.. to 40420..	Dial Height– Warner LINK OFF D1850 March 2003 to December 2003 K1850 March 2003 to April 2004
	449561102 Dial Height PCB 04	JCB & Export D1850 from 31217.. to 40427.. K1850 From 40421.. to 40427..	Under Battery on Kawasaki & Diesel JCB & Export D1850 K1850
	448016202 Dial Height (Hiwin)PCB 04	JCB, Export D1850 & K1850 from 40428.. to Date	Under Battery on Kawasaki & Diesel JCB & Export D1850 K1850

PCB	Part No / Desc	Dates	Notes
	449561500 DH Switch PCB 04	JCB & Export D1850 from Jan 2004 K1850 From 40421 to date	On Dash – Kawasaki & Diesel JCB & Export D1850 K1850